



THE UNITED KINGDOM VEHICLE APPROVAL AUTHORITY

COMMUNICATION CONCERNING THE APPROVAL EXTENDED OF A TYPE OF REAR UNDERRUN
PROTECTIVE DEVICE (RUPD), PURSUANT TO REGULATION NO 58.02




Approval No: E11*58R02/03*05001*11

Reason for Extension: Adding new side plate extensions

1. Trade name or mark of device: VBG Group AB
2. Type of device: UHAP
3. Name and address of manufacturer:
VBG GROUP AB
Herman Kreftings gata 4
S-462 28 Vänersborg
Sweden
4. If applicable, name and address of manufacturer's representative: Not applicable
5. Characteristics of the device (dimensions and its fixing elements)
Trapezium shape aluminium tube height 140-158 mm, steel mounting kit, rigid or retractable
6. Test conducted on a rigid bench / ~~on a vehicle / on a representative part of the chassis of a vehicle~~
7. Position on the device of the points of application of the test forces:
P1: left and right, 300 mm inboard of the longitudinal planes tangent to the outside of the wheels
on the rear axle
P2: left and right, 350-500 mm of the vertical plane containing the vehicle centreline
P3: in the center between P2 - P2

8. Maximum horizontal deflection observed during and after the application of the test forces in annex 5: 172mm
9. Vehicles on which the device may be installed (if applicable): requirements on chassis members see manufacturers document
10. Maximum mass of vehicle on which the device may be installed: Tested without limit
11. Device submitted for approval on: As before and 22 March 2022
12. Technical service responsible for conducting approval tests: TÜV SÜD Auto Service GmbH
13. Date of report issued by that service: As before and 22 March 2022
14. Number of report issued by that service: 11-00354-CX-GBM including extension 11
15. Approval EXTENDED in respect of the RUPD ⁽¹⁾
16. Position of approval mark on the device: Type plate on bracket
17. Place: BRISTOL
18. Date: 23 MAY 2022
19. Signature:



C MCCABE
Chief Technical and Statutory Operations Officer

20. The following documents, bearing the approval number shown above, are available upon request:

Drawings, diagrams and layout plans of the components of the structure considered to be of importance for the purposes of this Regulation

Where applicable drawings of the protective devices and their position on the vehicle.

Any remarks: None

Information Document No. UHAP-R58+11-Idoc
relating to UNECE type approval as a separate technical unit with respect of a rear under run
protective device (UNECE Regulation 58 rev. 2)

0. GENERAL

- 0.1. Make (trade name of manufacturer) VBG GROUP AB
- 0.2. Type and general commercial description (s): UHAP
versions: see appendix "List of Type Approved Parts".
Commercial name: UHAP Under Ride Protection
- 0.3. Name and address of manufacturer: VBG GROUP AB
Herman Kreftings gata 4
S-462 28 Vänersborg
SWEDEN
- 0.4. In the case of components and separate units,
location and method of affixing of the EC
approval mark: On type plate riveted or cemented on the device
(left or right side)
- 0.5. Address(es) of assembly plant(s): VBG Group Truck Equipment AB
Tenggrenstorpsvägen 11
S-462 28 Vänersborg
SWEDEN

1. GENERAL CONSTRUCTION CHARACTERISTICS OF THE VEHICLE(S)

- 1.1. Minimum sum of the moments of inertia about the horizontal axis of the chassis side-members in
cross-section: Minimum 3200 cm⁴
- 1.2. Distance between the chassis side-members at the mounting points of the device:
760 - 1300 mm

2. MASS AND DIMENSIONS

- 2.1. Technically permissible maximum laden mass: Without limit, because the device is
tested with the maximum loads.

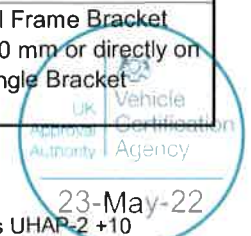
3. BODYWORK

- 3.1. Full description and / or drawing of the rear underrun protection device:
See enclosures

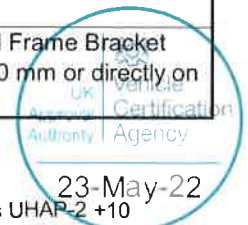
22.03.2022 / MH



List of Parts included in VBG UHAP-2 Underrun Protective Beam Type Approval.				
A. Protective Beams.				
UHAP-2 Underrun Protective Beam is available in 5 different version				
Ref.No	Part No *	Type	Marking	Description
A-01.1	21-210600	UHAP-2	Type Approval label Part No. VBG Year/Week	Aluminium Beam with conspicuity marker (red), length 2400 mm.
A-01.2	21-210700	UHAP-2		Aluminium Beam with outline marker (red) and Reflector kit, length 2400 mm.
A-01.3	21-210800	UHAP-2		Aluminium Beam with outline marker (red) and VBG decal, length 2400 mm.
A-01.4	21-210900	UHAP-2		Aluminium Beam with outline marker (red) and VBG decal, length 1900 mm.
A-01.5	21-595000	UHAP-2		Aluminium Beam with conspicuity marker (red) and VBG decal, length 2400 mm.
A-01.6	21-757800(F)Cert	UHAP-3		Aluminium Beam
The UHAP-2 Underrun Protective Beam can be mounted separately on the vehicle if fixed and supported in accordance with the Mounting Instruction, or by using any of the below specified RUP Mounting Brackets for Permanent Location (BUPL types) or RUP Mounting Brackets for Alternating Location (BUAL types). For bolting the beam to the vehicle or to the bracket must be used a Nut Washer Beam Fixing kit, 21-175000.				
B1. RUP Mounting Brackets for Permanent Location (BUPL types).				
Brackets for Permanent Location of the UHAP-2 Protective Beam are available in 38 different versions.				
Ref.No	Part No *	Type	Marking	Description
B-01	21-134900	EDU-2	21-1349 L/R VBG Year/Week	Bracket intended to be mounted directly on high truck frames. Includes also fixing holes for Drawbeam types VBG DB 35 and DB 75. Can be combined with Beam Spacer kit type UPS for backward moved beam.
B-02	21-006000	EUH	21-0060 L/R VBG Year/Week	Bracket intended to be mounted directly on high truck frames. Can be combined with Beam Spacer kit type UPS for backward moved beam.
B-03	21-005000	EUM	21-0050 L/R Year/Week	Bracket intended to be mounted directly on medium truck frame. Can be combined with Beam Spacer kit type UPS for backward moved beam.
B-04	21-183800	EUS-2 60	21-1838 1/2 Year/Week	Bracket intended to be mounted on an Additional Frame Bracket e.g. a Drawbeam End Plate, with hole spacing 60 mm or directly on very low truck frames. Can be combined with Beam Spacer kit type UPS for backward moved beam.
B-05	21-184100	EUS-2 50	21-1841 1/2 Year/Week	Bracket intended to be mounted on an Additional Frame Bracket e.g. a Drawbeam End Plate, with hole spacing 50 mm or directly on very low truck frames. Can be combined with Beam Spacer kit type UPS for backward moved beam.
B-06	21-184600	EUS-MFC	21-1846 1/2 Year/Week	Bracket intended to be mounted together with Drawbeam type CMS-MFC for Multi Function Coupling or with Drawbeam type DB 63V.
B-07	21-178200	EUP 60	21-1782 VBG Year/Week	Bracket intended to be mounted on an Additional Frame Bracket e.g. a Drawbeam End Plate, with hole spacing 60 mm or directly on very low truck frames. Must be combined with Angle Bracket Mounting kit 21-175178.
B-08	21-178100	EUP 50	21-178170 VBG Year/Week	Bracket intended to be mounted on an Additional Frame Bracket e.g. a Drawbeam End Plate, with hole spacing 50 mm or directly on very low truck frames. Must be combined with Angle Bracket Mounting kit 21-175178.



B-09	21-186900	EUL	21-1869 1/2 Year/Week	Bracket intended to be mounted directly on high truck frames. Can be combined with Beam Spacer kit type UPS for backward moved beam.
B-10	21-086000	EUT	21-0860 VBG Year/Week	Bracket intended to be mounted on trailers with frames of I-beam type.
B-11	21-181200	EUR-3	21-1811	Bracket intended to be mounted on an Additional Frame Bracket e.g. a Drawbeam End Plate. Outer bracket can be removed from vehicle together with beam. Must be combined with Angle Bracket Mounting kit 21-175178.
B-12	21-203000	EUS-3 60	21-2030 1/2 Year/Week	Bracket intended to be mounted on an Additional Frame Bracket e.g. a Drawbeam End Plate, with hole spacing 60 mm or directly on very low truck frames. Can be combined with Beam Spacer kit type UPS for backward moved beam.
B-13	21-203300	EUS-3 50	21-2033 1/2 Year/Week	Bracket intended to be mounted on an Additional Frame Bracket e.g. a Drawbeam End Plate, with hole spacing 50 mm or directly on very low truck frames. Can be combined with Beam Spacer kit type UPS for backward moved beam.
B-14	21-2062xx 21-2072xx 21-2075xx 21-2076xx 21-2077xx 21-2078xx 21-5855xx	CMS 63V EU	CMS 63V type approval label	Complete drawbeam for short overhang. The cross members are in different lengths and hole pattern for mounting in to the frames. The drawbeam have mounting beams for the attachment of the Underrun Protection Beam.
B-15	21-212200	EUP 45/60 H=195	VBG 21- 2122	Bracket intended to be mounted on an Additional Frame Bracket e.g. a Drawbeam End Plate, with hole spacing 45/60 mm or directly on very low truck frames.
B-16	21-5704xx	EUP 50 H=195	VBG 21- 5704	Bracket intended to be mounted on an Additional Frame Bracket e.g. a Drawbeam End Plate, with hole spacing 50 mm or directly on very low truck frames.
B-17	21-212400	EUP 60 H=195	VBG 21- 2124	Bracket intended to be mounted on an Additional Frame Bracket e.g. a Drawbeam End Plate, with hole spacing 60x60 mm or directly on very low truck frames.
B-18	21-212500	EUP 45/60 H=135	VBG 21- 2125	Bracket intended to be mounted on an Additional Frame Bracket e.g. a Drawbeam End Plate, with hole spacing 45/60 mm or directly on very low truck frames.
B-19	21-570500	EUP 50 H=135	VBG 21- 5705	Bracket intended to be mounted on an Additional Frame Bracket e.g. a Drawbeam End Plate, with hole spacing 50 mm or directly on very low truck frames.
B-20	21-212700	EUP 60 H=135	VBG 21- 2127	Bracket intended to be mounted on an Additional Frame Bracket e.g. a Drawbeam End Plate, with hole spacing 60x60 mm or directly on very low truck frames.
B-31	21-215300	EUR-4	VBG 21- 2153	Bracket intended to be mounted on an Additional Frame Bracket e.g. a Drawbeam End Plate. Outer bracket can be removed from vehicle together with beam.
B-49	21-5710xx	EUR-4 50	VBG 21- 5710	Bracket intended to be mounted on an Additional Frame Bracket e.g. a Drawbeam End Plate. Outer bracket can be removed from vehicle together with beam.
B-50	21-2305xx	EUR-4 45/60	VBG 21- 2305	Bracket intended to be mounted on an Additional Frame Bracket e.g. a Drawbeam End Plate. Outer bracket can be removed from vehicle together with beam.
B-34	21-2256xx	EUS-4 45/60	VBG 21- 2256	Bracket intended to be mounted on an Additional Frame Bracket e.g. a Drawbeam End Plate, with hole spacing 45/60 mm or directly on very low truck frames.
B-35	21-5707xx	EUS-4 50	VBG 21- 5707	Bracket intended to be mounted on an Additional Frame Bracket e.g. a Drawbeam End Plate, with hole spacing 50 mm or directly on very low truck frames.



B-36	21-2253xx	EUS-4 60	VBG 21-2253	Bracket intended to be mounted on an Additional Frame Bracket e.g. a Drawbeam End Plate, with hole spacing 60x60 mm or directly on very low truck frames.
B-37	21-2260xx	EUH-2 IVECO	VBG 21-2260	Bracket intended to be mounted directly on high truck frames, with hole spacing 45x45 and M14. Can be combined with Beam Spacer kit type UPS for backward moved beam.
B-38	21-2263xx	EUH-2 SCANIA	VBG 21-2263	Bracket intended to be mounted directly on high truck frames, with hole spacing 50x50 and M14. Can be combined with Beam Spacer kit type UPS for backward moved beam.
B-39	21-2266xx	EUH-2 MB 50x50	VBG 21-2266	Bracket intended to be mounted directly on high truck frames, with hole spacing 50x50 and M16. Can be combined with Beam Spacer kit type UPS for backward moved beam.
B-40	21-2269xx	EUH-2 MB/MAN	VBG 21-2269	Bracket intended to be mounted directly on high truck frames, with hole spacing 50x40/50 and M14. Can be combined with Beam Spacer kit type UPS for backward moved beam.
B-41	21-2272xx	EUH-2 Volvo/RVI	VBG 21-2272	Bracket intended to be mounted directly on high truck frames, with hole spacing 50x50 and M14. Can be combined with Beam Spacer kit type UPS for backward moved beam.
B-42	21-2275xx	EUH-2 DAF	VBG 21-2275	Bracket intended to be mounted directly on high truck frames, with hole spacing 60x60 and M14. Can be combined with Beam Spacer kit type UPS for backward moved beam.
B-43	21-2278xx	EUM-2 IVECO	VBG 21-2278	Bracket intended to be mounted directly on medium truck frame, with hole spacing 45x45 and M14. Can be combined with Beam Spacer kit type UPS for backward moved beam.
B-44	21-2281xx	EUM-2 SCANIA	VBG 21-2281	Bracket intended to be mounted directly on medium truck frame, with hole spacing 50x50 and M14. Can be combined with Beam Spacer kit type UPS for backward moved beam.
B-45	21-2284xx	EUM-2 MB 50x50	VBG 21-2284	Bracket intended to be mounted directly on medium truck frame, with hole spacing 50x50 and M16. Can be combined with Beam Spacer kit type UPS for backward moved beam.
B-46	21-2287xx	EUM-2 MAN/MB	VBG 21-2287	Bracket intended to be mounted directly on high truck frames, with hole spacing 50x40/50 and M14. Can be combined with Beam Spacer kit type UPS for backward moved beam.
B-47	21-2290xx	EUM-2 Volvo/RVI	VBG 21-2290	Bracket intended to be mounted directly on high truck frames, with hole spacing 50x50 and M14. Can be combined with Beam Spacer kit type UPS for backward moved beam.
B-48	21-2293xx	EUM-2 DAF	VBG 21-2293	Bracket intended to be mounted directly on high truck frames, with hole spacing 60x60 and M14. Can be combined with Beam Spacer kit type UPS for backward moved beam.
B-58	21-5916xx	EUH-3	VBG 21-5916	Bracket intended to be mounted directly on high truck frames, with hole spacing according to drill plan. Can be combined with Beam Spacer kit type UPS for backward moved beam and Angle UPS.
B-59	21-5919xx	EUM-3	VBG 21-5919	Bracket intended to be mounted directly on high truck frames, with hole spacing according to drill plan. Can be combined with Beam Spacer kit type UPS for backward moved beam and Angle UPS.
B-66	21-6161xx 21-6163xx	EUP RES	VBG 21-6161 or VBG 21-6163	Bracket intended to be mounted on an Additional Frame Bracket e.g. a Drawbeam End Plate, with hole spacing 50 mm or directly on very low truck frames.

B2. RUP Mounting Brackets for Alternating Location (BUAL types).

Brackets for Alternating Location of the UHAP-2 Protective Beam are available as foldable brackets (EUF-2) and as

Ref.No	Part No *	Type	Marking	Description
--------	-----------	------	---------	-------------



B-21	21-179800	EUF-2 Std	21-1761; 21-1762; 21-1763	Standard version intended for mounting directly on truck frame. Must be combined with Angle Bracket Mounting kit 21-175178.
B-23	14991618	EUF-2 MB	10069692	MB version intended for mounting directly on MB truck frames (Left and Right). Combined with Angle Bracket Mounting kit 21-175178.
	14991594			
B-24	14996166	EUF-2 UNI	10069692	Universal, non-predrilled, intended for mounting directly on truck frame (Left and Right). Combined with Angle Bracket Mounting kit
	14996184			
B-25	21-180800	EUF-2 Tipp	21-180870 VBG Year/Week	Tipper version of EUF-2 intended for mounting directly on truck frame (Left and Right). Must be combined with Angle Bracket Mounting kit 21-175178.
	21-180900		21-180970 VBG Year/Week	
B-26	21-191300	UPSO	21-1913 VBG Year/Week	Bracket intended to be mounted on an Additional Frame Bracket e.g. a Drawbeam End Plate or directly on very low truck frames.
B-51	21-2257xx	UPSO-2 60	VBG 21-2257	Bracket intended to be mounted on an Additional Frame Bracket e.g. a Drawbeam End Plate or directly on very low truck frames.
B-52	21-5712xx	UPSO-2 50	VBG 21-5712	Bracket intended to be mounted on an Additional Frame Bracket e.g. a Drawbeam End Plate or directly on very low truck frames.
B-53	21-2296xx	UPSO-2 45/60	VBG 21-2296	Bracket intended to be mounted on an Additional Frame Bracket e.g. a Drawbeam End Plate or directly on very low truck frames.
B-30	21-201800	EUF-2 MAN DV	21-0009 VBG	MAN version intended for mounting directly on MAN truck frames (Left and Right). Combined with Angle Brackets and damping
	21-201900			
B-32	21-216100	EUF-2 MB 50x50	21-2155/ 21-2156 Year, Week	MB Actros 4 version intended for mounting directly on Actros 4 truck frames (Left and Right). Combined with Angle Bracket Mounting kit 21-175178.
	21-216200			
B-55	21-231900	EUF-2 DAF	VBG 21-5790/ VBG 21-5792	DAF version intended for mounting directly on DAF truck frames (Left and Right). Combined with Angle Bracket Mounting kit 21-175178.
	21-232000			
B-57	21-578000	EUF-2 IVECO	21-5776/ 21-5782 Year, Week	IVECO version intended for mounting directly on IVECO truck frames (Left and Right). Combined with Angle Bracket Mounting kit 21-175178.
	21-578100			
B-58	21-735800	EDMS-2	VFD, 21-7358 / 21-7359 "DATE".	EDMS-2 Scania LH/RH
B59	21-761600	EDMS-C 1	VFD, 21-7616 / 21-761700, "DATE".	EDMS-C 1 LH
B-60	21-761900	EDMS-C 2	VFD, 21-7619 / 21-7620, "DATE"	EDMS-C 2 LH
<u>Ref.No</u>	<u>Part No *</u>	<u>Type</u>	<u>Marking</u>	<u>Description</u>
C-01	21-175100		None	Angle Bracket Mounting kit, must be combined with Nut Washer Beam Fixing kit 21-175000. for mounting of UHAP-2 Protective Beam.



C-02	21-6187xx / 21-1870xx	Angle UPS	None	Angle Bracket, must be combined with Nut Washer Beam Fixing kit 21-175000. for mounting of UHAP-2 Protective Beam.
D. Beam Spacing kits.				
Additional parts for adjusting position of the UHAP-2 Protective Beam.				
<u>Ref.No</u>	<u>Part No *</u>	<u>Type</u>	<u>Marking</u>	<u>Description</u>
D-01	21-2306xx	UPS-2	21-1873 VBG Year/Week	Beam Spacer kit. Can be combined with identified BUPL type brackets for attaching backward moved protective beam.
D-02	21-5865xx 21-5878xx	UPB	VBG 21- 5865 / VBG 21-5878	Beam Spacer kit, is adapted only for CMS 63V EU
E. Beam Fixing kits.				
Additional parts for fixing of the UHAP-2 Protective Beam.				
<u>Ref.No</u>	<u>Part No *</u>	<u>Type</u>	<u>Marking</u>	<u>Description</u>
E-01	21-175000		None	Nut Washer Beam Fixing kit for all mountings of UHAP-2 Protective Beam.
F. Additional Frame Bracket.				
Additional Brackets e.g. a Drawbeam End Plate, for mounting of the RUPD to the truck frame.				
<u>Ref.No</u>	<u>Part No *</u>	<u>Type</u>	<u>Marking</u>	<u>Description</u>
F-01	21-021400	EDS	21-0214 VBG Year/Week	Drawbeam End Plate intended for installation of drawbeams partially underslung.
F-02	21-162000	EDS-V	21-1619 VBG Year/Week	Drawbeam End Plate intended for installation of drawbeams with 50 hole spacings partially underslung.
F-03	21-134500	EDH-2	21-1345 Year/Week	Drawbeam End Plate intended for installation of drawbeams fully underslung.
F-04	21-134400	EDH-2V	21-1344 Year/Week	Drawbeam End Plate intended for installation of drawbeams fully underslung on frames with 50x60 mm hole spacing.
F-05	21- 005100	EDM	21-0056; 21-0191 VBG Year/Week	Drawbeam End Plate intended for installation of drawbeams 200 mm underslung.
F-06	21- 005200	EDL	21-0052 VBG Year/Week	Drawbeam End Plate intended for installation of drawbeams 310 mm underslung.
F-07	21-168400	EDK-Sc	21-1684 VBG Year/Week	Drawbeam End Plate intended for installation of drawbeams fully underslung on frames with 50x50 mm hole spacing.
F-08	21-167300	EDHZ	21-1673 VBG Year/Week	Drawbeam End Plate designed to fit around rear leaf spring bracket on Scania trucks. Intended for installation of drawbeams fully underslung.
F-09	21- 164200	EDMS-2	21-1642 VBG Year/Week	Drawbeam End Plate designed to fit around stabilizer bracket on Volvo trucks. Intended for installation of drawbeams 200 mm underslung.
F-10	21-147500	EDC-1	21-1475 Year/Week	Drawbeam End Plate designed to move stabilizer bracket position on Volvo trucks. Intended for installation of drawbeams fully underslung.
F-11	38-215900	CMS-MFC	CMS-MFC Type Approval label	Inside frame mounted Drawbeam End Plate intended for fully underslung installation of VBG Multi Function Coupling MFC.
F-12	38-174400	EDSA	DB 63V Type	Inside frame mounted Drawbeam End Plate intended for partially underslung installation of drawbeam DB 63V.

F-13	38-174500	EDHA	Approval label	Inside frame mounted Drawbeam End Plate intended for fully underslung installation of drawbeam DB 63V.
F-14	21-185300 21-185400	EDH Scania Short	1908950/ 1908951	Drawbeam End Plate intended for installation of drawbeams fully underslung on frames with 50x50 mm hole spacing.
F-15	21-187500 21-187600	EDH Scania Long	1925470/ 1925471	Drawbeam End Plate intended for installation of drawbeams fully underslung on frames with 50x50 mm hole spacing.
F-16	21-202600 21-202700	EDH Scania Extra long	2056579/ 2056587	Drawbeam End Plate intended for installation of drawbeams fully underslung on frames with 50x50 mm hole spacing.
F-17	21-208100	EDH-2 MB	21-2081 Year/Week	Drawbeam End Plate intended for installation of drawbeam fully underslung on frames with 50x50 mm hole spacing.
F-18	20-111800	EDS Volvo/RVI long	VBG 20-1118 L/R	Drawbeam End Plate intended for installation of drawbeams with 50x60 mm hole spacings partially underslung.
F-19	20-111900	EDS MAN/MB long	VBG 20-1119 L/R	Drawbeam End Plate intended for installation of drawbeams with 50x45 and 50x40/50 partially underslung.
F-20	20-112000	EDS DAF long	VBG 20-1120 L/R	Drawbeam End Plate intended for installation of drawbeams with 60x60 mm hole spacings partially underslung.
F-21	20-112100	EDS Iveco long	VBG 20-1121 L/R	Drawbeam End Plate intended for installation of drawbeams with 45x45 mm hole spacings partially underslung.
F-22	20-112200	EDS Scania	VBG 20-1122	Drawbeam End Plate intended for installation of drawbeams with 50x50 mm hole spacings partially underslung.
F-23	21-213000	EDH-3 MAN	VBG 21-2130 L/R	Drawbeam End Plate intended for installation of drawbeams with 50x40/50 mm hole spacings fully underslung.
F-24	21-213300	EDH-3 MB 50x45	VBG 21-2133 L/R	Drawbeam End Plate intended for installation of drawbeams with 50x45 mm hole spacings fully underslung.
F-25	21-213600	EDH-3 Scania	VBG 21-2136 L/R	Drawbeam End Plate intended for installation of drawbeams with 50x50 mm hole spacings fully underslung.
F-26	21-213900	EDH-3 Volvo	VBG 21-2139 L/R	Drawbeam End Plate intended for installation of drawbeams with 50x60 mm hole spacings fully underslung.
F-27	21-214200	EDH-3 DAF	VBG 21-2142 L/R	Drawbeam End Plate intended for installation of drawbeams with 60x60 mm hole spacings fully underslung.
F-28	21-214500	EDH-3 IVECO	VBG 21-2145 L/R	Drawbeam End Plate intended for installation of drawbeams with 45x45 mm hole spacings fully underslung.
F-29	21-214800	EDH-3 MB 50x50	VBG 21-2148 L/R	Drawbeam End Plate intended for installation of drawbeams with 50x50 mm hole spacings fully underslung.
F-30	21-2196xx	EDM-2 Scania	VBG 21-2196	Drawbeam End Plate intended for installation of drawbeams with 50x50 mm hole spacings fully underslung.
F-31	21-2199xx	EDM-2 Volvo/RVI	VBG 21-2199	Drawbeam End Plate intended for installation of drawbeams with 50x60 mm hole spacings fully underslung.
F-32	21-2202xx	EDM-2 MAN	VBG 21-2202	Drawbeam End Plate intended for installation of drawbeams with 50x40/50 mm hole spacings fully underslung.
F-33	21-2205xx	EDM-2 MB 50x45	VBG 21-2205	Drawbeam End Plate intended for installation of drawbeams with 50x45 mm hole spacings fully underslung.
F-34	21-2208xx	EDM-2 MB 50x50	VBG 21-2208	Drawbeam End Plate intended for installation of drawbeams with 50x50 mm hole spacings fully underslung.
F-35	21-2211xx	EDM-2 DAF	VBG 21-2211	Drawbeam End Plate intended for installation of drawbeams with 60x60 mm hole spacings fully underslung.
F-36	21-2214xx	EDM-2 IVECO	VBG 21-2214	Drawbeam End Plate intended for installation of drawbeams with 45x45 mm hole spacings fully underslung.
F-37	21-2217xx	EDL-2 Scania	VBG 21-2217	Drawbeam End Plate intended for installation of drawbeams with 50x50 mm hole spacings fully underslung.
F-38	21-2220xx	EDL-2 Volvo/RVI	VBG 21-2220	Drawbeam End Plate intended for installation of drawbeams with 50x60 mm hole spacings fully underslung.
F-39	21-2223xx	EDL-2 MAN	VBG 21-2223	Drawbeam End Plate intended for installation of drawbeams with 50x40/50 mm hole spacings fully underslung.



F-40	21-2226xx	EDL-2 MB 50x45	VBG 21- 2226	Drawbeam End Plate intended for installation of drawbeams with 50x45 mm hole spacings fully underslung.
F-41	21-2229xx	EDL-2 MB 50x50	VBG 21- 2229	Drawbeam End Plate intended for installation of drawbeams with 50x50 mm hole spacings fully underslung.
F-42	21-2232xx	EDL-2 DAF	VBG 21- 2232	Drawbeam End Plate intended for installation of drawbeams with 60x60 mm hole spacings fully underslung.
F-43	21-2235xx	EDL-2 IVECO	VBG 21- 2235	Drawbeam End Plate intended for installation of drawbeams with 45x45 mm hole spacings fully underslung.
F-44	21-5725xx	EDF 250	EDF 250 21- 5725	Drawbeam End Plate intended for installation of drawbeams with flexible hole spacing fully underslung.
F-45	21-5880xx 21-5881xx	EDF 150	EDF 150 21- 5880 / EDF 150 21- 5881	Drawbeam End Plate intended for installation of drawbeams with flexible hole spacing fully underslung.
F-47	21-6172xx	"EDH-4"	21-6172	Drawbeam End Plate intended for installation of drawbeams with flexible hole spacing fully underslung.
F-48	21-5908xx 21-5909xx 21-5910xx 21-5911xx	CMS-MFC 75V	CMS-MFC 75V Type Approval label	Inside frame mounted Drawbeam End Plate intended for fully underslung installation of VBG Multi Function Coupling MFC.
F-49	21-5906xx	CMS-MFC 75V-2	CMS-MFC 75V-2 Type Approval label	Inside frame mounted Drawbeam End Plate intended for fully underslung installation of VBG Multi Function Coupling MFC.
F-50	21-6004xx 21-6005xx 21-6006xx 21-6007xx 21-6008xx 21-6009xx 21-6010xx 21-6011xx 21-6012xx 21-6013xx 21-6014xx 21-6015xx 21-6016xx 21-6017xx	CMS-MFC 75V-3	CMS-MFC 75V-3 Type Approval label	Inside frame mounted Drawbeam End Plate intended for fully underslung installation of VBG Multi Function Coupling MFC.
* The part.no ends with "xx" for different colour codes.				

